



## **TELECONFERENCE COMMITTEE MEETING NOTICE AND AGENDA**

### Committee Members

Dara Thompson, ND, Chair  
Greta D'Amico, ND, Vice Chair  
Bruce Davidson, PhD  
Vera Singleton, ND  
Minna Yoon, ND  
Diparshi Mukherjee, DO

**Action may be taken on  
any item listed on the  
agenda.**

**Date:** Thursday, November 10, 2022

**Time:** 10:00 a.m. to 5:00 p.m. (or conclusion of business)

The Naturopathic Medicine Committee will hold a public meeting via WebEx Events. To participate in the WebEx Events meeting, please log on to the website at the bottom of this page on the day of the meeting.

Instructions to connect to the meeting can be found at the end of this agenda. Members of the public may, but are not obligated to, provide their names or personal information as a condition of observing or participating in the meeting. When signing into the WebEx platform, participants may be asked for their name and email address. Participants who choose not to provide their names will need to provide a unique identifier such as their initials or another alternative, so that the meeting moderator can identify individuals who wish to make public comment; participants who choose not to provide their email address may utilize a fictitious email address like in the following sample format: [XXXXX@mailinator.com](mailto:XXXXX@mailinator.com).

NOTE: Pursuant to Government Code section 11133, this meeting will be held by teleconference with no physical public locations.

To participate in the WebEx Events meeting on November 10, 2022, please log on to this website the day of the meeting:

<https://dca-meetings.webex.com/dca-meetings/j.php?MTID=m4d9b012fdaaa3cba7de04953148089c4>

### **If joining using link above**

**Event number:** 2490 435 8669

**Event password:** NMC11102022

### **If joining by phone**

**Audio Conference:** US Toll +1-415-655-0001

**Access Code:** 249 043 58669, followed by #

**Passcode:** 66211102, followed by #

## AGENDA

1. Call to Order/Roll Call/Establishment of Quorum
2. Public Comment on Items Not on the Agenda  
*Note: The Committee may not discuss or take action on any matter raised during this public comment section, except to decide whether to place the matter on the agenda of a future meeting. (Government Code sections 11125 and 11125.7(a).)*
3. Review and Possible Approval of July 14, 2022, Committee Meeting Minutes
4. Committee Chair Update, Discussion and Possible Action
  - a. 2022 Virtual Intergovernmental Working meeting (FDA)
5. Discussion, Review, and Possible Adoption of Committee's Intravenous Therapy and Advanced Injection Therapy Regulation Proposed Text
6. Review, Discussion and Possible Action on Approval for Naturopathic College IV Therapy Courses (Authority Business and Professions Code section 3640.8(2)):
  - a. Canadian College of Natural Medicine (CCNM)
  - b. CCNM - Boucher Campus
7. Executive Officer's Update, Discussion and Possible Action
  - a. Committee Member Vacancies
  - b. Federation of Naturopathic Medicine Regulatory Authority (FNMRA) Update
  - c. Renewal Form transition to Postcard Notices for ND License Renewal
  - d. Wind-down and End of California State of Emergency
  - e. Licensing Report
  - f. Enforcement Report
8. Legislative Implementation Update, Discussion and Possible Action on Chaptered Bills:
  - a. Chapter 713, Statutes of 2022 (Senate Bill 994) – Vocational Nursing: Direction of Naturopathic Doctors
  - b. Chapter 414, Statutes of 2022 (Assembly Bill 2685) – Naturopathic Doctors Act: Naturopathic Medicine Committee
9. New Program Name and Logo, Discussion and Possible Action
10. Future Agenda Items and Next Meeting Dates

## 11. Adjournment

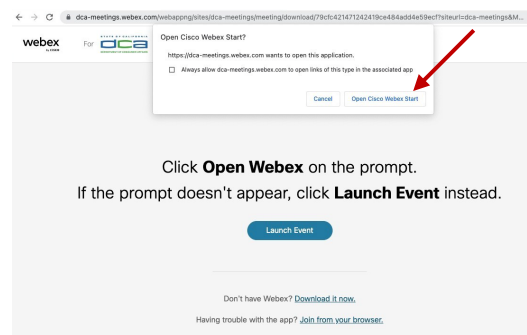
**For further information about this meeting, please contact Rebecca Mitchell at 916-928-4785 or in writing at 1300 National Drive, Suite 150, Sacramento, CA 95834. This notice and agenda, as well as any available Committee meeting materials, can be accessed on the Committee's website at [www.naturopathic.ca.gov](http://www.naturopathic.ca.gov).**

In accordance with the Bagley-Keene Open Meeting Act, all meetings of the Committee, including the teleconference sites, are open to the public. Government Code section 11125.7 provides the opportunity for the public to address each agenda item during discussion or consideration by the Committee prior to the Committee taking any action on said item. Members of the public will be provided appropriate opportunities to comment on any issue before the Committee, but the Committee Chair, at their discretion, may apportion available time among those who wish to speak. Individuals may appear before the Committee to discuss items not on the agenda; however, the Committee can neither discuss nor take official action on these items at the time of the same meeting. (Government Code sections 11125, 11125.7(a).)

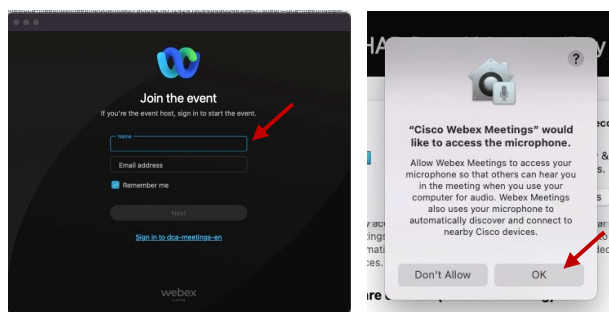
This meeting is accessible to individuals with disabilities in accordance with the Americans with Disabilities Act (ADA). If you are a person with a disability requiring disability-related modifications or accommodations to participate in the meeting, including auxiliary aids or services, please contact Rebecca Mitchell, ADA Liaison, at (916) 928-4785 or e-mail at [Rebecca.Mitchell@dca.ca.gov](mailto:Rebecca.Mitchell@dca.ca.gov) or send a written request to the Committee's office at 1300 National Drive, Suite 150, Sacramento, CA 95834-1991. Providing your request at least five (5) business days before the meeting will help to ensure availability of the requested accommodation. Requests should be made as soon as possible, but at least five (5) working days prior to the scheduled meeting. You may also dial a voice TTY/TDD Communications Assistant at (800) 322-1700 or 7-1-1.

### If joining using the meeting link

- 1 Click on the meeting link. This can be found in the meeting notice you received.
- 2 If you have not previously used Webex on your device, your web browser may ask if you want to open Webex. Click “Open Cisco Webex Start” or “Open Webex”, whichever option is presented. DO NOT click “Join from your browser”, as you will not be able to participate during the meeting.



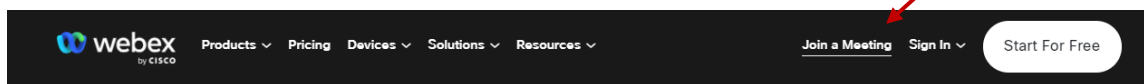
- 3 Enter your name and email address. Click “Join as a guest”. Accept any request for permission to use your microphone and/or camera.



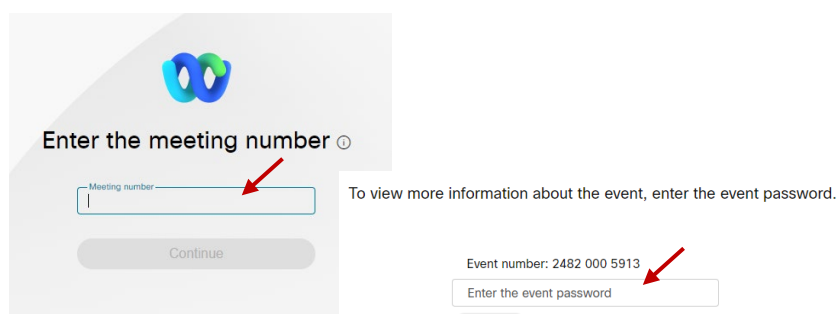
OR

### If joining from Webex.com

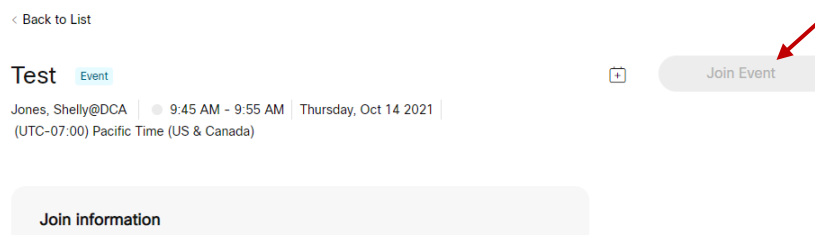
- 1 Click on “Join a Meeting” at the top of the Webex window.



- 2 Enter the meeting/event number and click “Continue”. Enter the event password and click “OK”. This can be found in the meeting notice you received.



- 3 The meeting information will be displayed. Click “Join Event”.



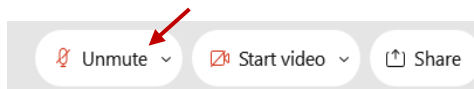
OR

### Connect via telephone:

You may also join the meeting by calling in using the phone number, access code, and passcode provided in the meeting notice.

### Microphone

Microphone control (mute/unmute button) is located on the command row.

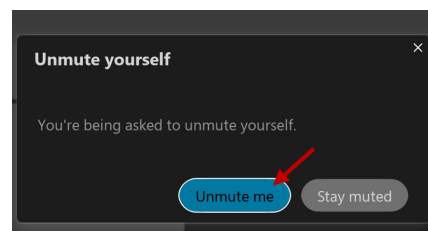


Green microphone = Unmuted: People in the meeting can hear you.



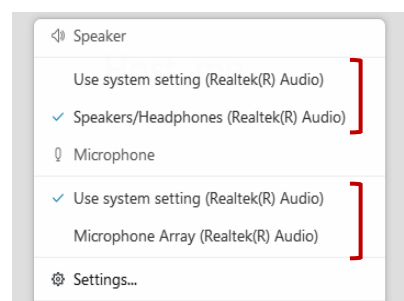
Red microphone = Muted: No one in the meeting can hear you.

*Note: Only panelists can mute/unmute their own microphones. Attendees will remain muted unless the moderator enables their microphone at which time the attendee will be provided the ability to unmute their microphone by clicking on “Unmute Me”.*



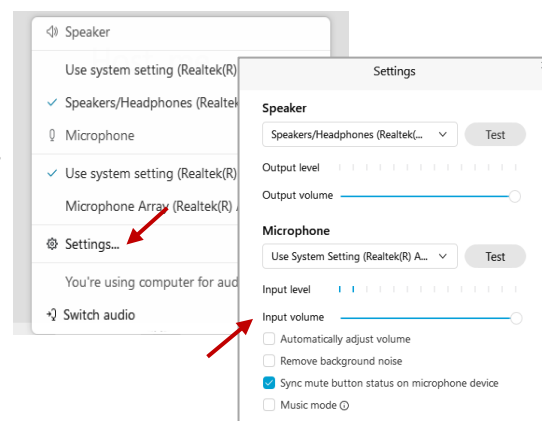
### If you cannot hear or be heard

- 1 Click on the bottom facing arrow located on the Mute/Unmute button.
- 2 From the pop-up window, select a different:
  - Microphone option if participants can't hear you.
  - Speaker option if you can't hear participants.



### If your microphone volume is too low or too high

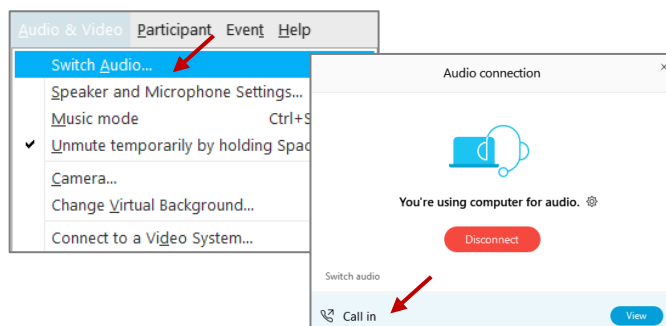
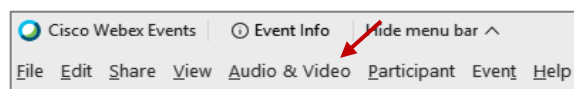
- 1 Locate the command row – click on the bottom facing arrow located on the Mute/Unmute button.
- 2 From the pop-up window:
  - Click on “Settings...”:
  - Drag the “Input Volume” located under microphone settings to adjust your volume.



### Audio Connectivity Issues

If you are connected by computer or tablet and you have audio issues or no microphone/speakers, you can link your phone through webex. Your phone will then become your audio source during the meeting.

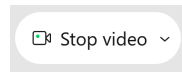
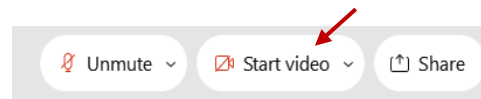
- 1 Click on “Audio & Video” from the menu bar.
- 2 Select “Switch Audio” from the drop-down menu.
- 3 Select the “Call In” option and following the directions.



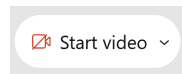
### Web Camera

Only panelists (e.g. staff, board members, presenters) can access the web camera feature.

Camera control (Start Video/Stop Video button) is located on the command row.



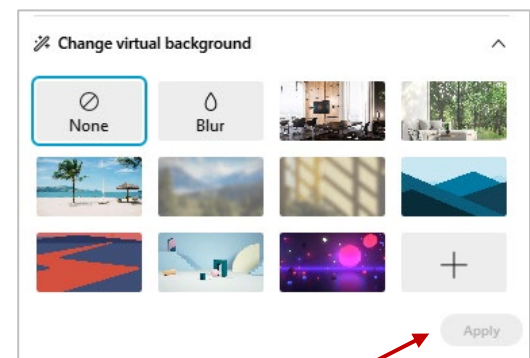
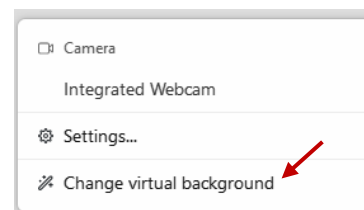
Green dot in camera = Camera is on: People in the meeting can see you.



Red dot in camera = Camera is off: No one in the meeting can see you.

### Virtual Background

- 1 To access virtual backgrounds, click on the bottom facing arrow located on the video button.
- 2 Click on "Change Virtual Background".
- 3 From the pop-up window, click on any of the available images to display that image as your virtual background and click "Apply".



### If you cannot be seen

- 1 Locate the command row – click on the bottom facing arrow located on the video button.
- 2 From the pop-up window, select a different camera from the list.

