



**CALIFORNIA BOARD OF NATUROPATHIC MEDICINE  
NOTICE OF TELECONFERENCE MEETING  
December 14, 2023**

Board Members

Dara Thompson, ND, Chair  
Greta D'Amico, ND, Vice Chair  
Bruce Davidson, PhD  
Vera Singleton, ND  
Minna Yoon, ND  
Diparshi Mukherjee, DO  
Andrew Yam

**Action may be taken on  
any item listed on the  
agenda.**

**The California Board of Naturopathic Medicine (Board) will meet by  
teleconference at  
10:00 a.m., on Thursday, December 14, 2023.**

This meeting will be held via WebEx Events. To participate in the WebEx Events meeting, please log on to the website at the bottom of this page on the day of the meeting.

Instructions to connect to the meeting can be found at the end of this agenda. Members of the public may, but are not obligated to, provide their names or personal information as a condition of observing or participating in the meeting. When signing into the WebEx platform, participants may be asked for their name and email address. Participants who choose not to provide their names will need to provide a unique identifier such as their initials or another alternative, so that the meeting moderator can identify individuals who wish to make public comment; participants who choose not to provide their email address may utilize a fictitious email address like in the following sample format: [XXXXX@mailinator.com](mailto:XXXXX@mailinator.com). (NOTE: Pursuant to Government Code section 11133, this meeting will be held by a virtual platform with no physical public locations.)

To participate in the WebEx Events meeting on December 14, 2023, please log on to this website the day of the meeting:

<https://dca-meetings.webex.com/dca-meetings/j.php?MTID=mc9112d532d8341c10e46952f744e17e3>

**If joining using link above**

**Webinar number:** 4285 868 3683  
**Webinar password:** CBNM1214

**If joining by phone**

**Audio Conference:** US Toll +1-415-655-0001  
**Access Code:** 2485 868 3683, followed by #  
**Passcode:** 22661214, followed by #

## AGENDA

1. Call to Order/Roll Call/Establishment of Quorum
2. Public Comment on Items Not on the Agenda  
*Note: The Board may not discuss or take action on any matter raised during this public comment section, except to decide whether to place the matter on the agenda of a future meeting. (Government Code sections 11125 and 11125.7(a).)*
3. Review and Possible Approval of June 29, 2023, Board Meeting Minutes
4. Board Chair Welcome, Discussion and Possible Action
5. Update, Discussion, and Possible Action on ND Licensee Study: Licensee supervision of LVNs, Physician/Licensee Protocol Agreements, and IV Therapy Practices
6. Status Update and Report on the Board's Current Rulemaking Proposals
7. Executive Officer's Update, Discussion and Possible Action
  - a. Board Member Vacancies
  - b. Staffing
  - c. Licensing Statistics
  - d. Enforcement Statistics
  - e. Budget Update
8. Legislative Implementation Update, Discussion and Possible Action on Chaptered Bills:
  - a. AB 883 (Mathis, Chapter 348, Statutes of 2023) – Business licenses: United States Department of Defense SkillBridge Program
  - b. SB 143 (Committee on Budget and Fiscal Review, Chapter 196, Statutes of 2023) – State Government
  - c. SB 372 (Menjivar, Chapter 225, Statutes of 2023) – Department of Consumer Affairs: licensee and registrant records: name and gender changes
  - d. SB 544 (Laird, Chapter 216, Statutes of 2023) Bagley-Keene Open meeting Act: teleconferencing
  - e. AB 1021 (Wicks, Chapter 274, Statutes of 2023) Controlled substances: rescheduling
  - f. AB 1707 (Pacheco, Chapter 258, Statutes of 2023) Health professionals and facilities: adverse actions based on another state's law

- g. AB 1731 (Santiago, Chapter 144, Statutes of 2023) CURES database:  
buprenorphine
- h. Sb 345 (Skinner, Chapter 260, Statutes of 2023) Health care services:  
legally protected health care activities

9. Strategic Planning Development Overview and Presentation

10. Discussion and Possible Action of Prospective Legislative Proposals  
*Note: Stakeholders are encouraged to submit proposals in writing to the Board before or during the meeting for possible consideration by the Board at a future meeting.*

11. Discussion and Possible Action of Omnibus Legislative Proposals

12. Future Agenda Items and Next Meeting Dates

13. Adjournment

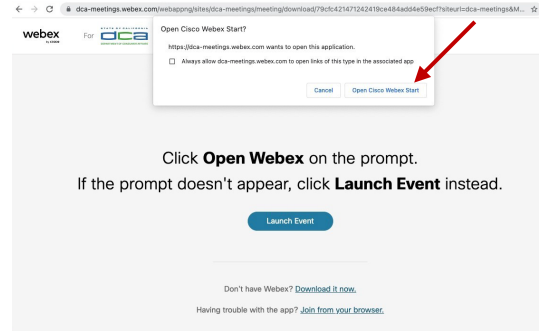
**For further information about this meeting, please contact Rebecca Mitchell at (916) 928-4785 or in writing at 1747 N. Market Blvd., Suite 240, Sacramento, CA 95834. This notice and agenda, as well as any available Board meeting materials, can be accessed on the Board's website at [www.naturopathic.ca.gov](http://www.naturopathic.ca.gov).**

Government Code section 11125.7 provides the opportunity for the public to address each agenda item during discussion or consideration by the Board prior to the Board taking any action on said item. Members of the public will be provided appropriate opportunities to comment on any issue before the Board, but the Board Chair, at their discretion, may apportion available time among those who wish to speak. Individuals may appear before the Board to discuss items not on the agenda; however, the Board can neither discuss nor take official action on these items at the time of the same meeting. (Government Code sections 11125, 11125.7(a).)

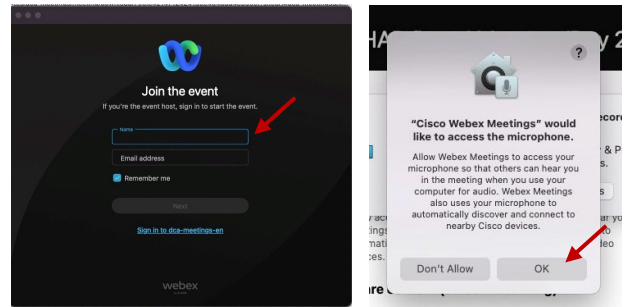
This meeting is accessible to individuals with disabilities in accordance with the Americans with Disabilities Act (ADA). If you are a person with a disability requiring disability-related modifications or accommodations to participate in the meeting, including auxiliary aids or services, please contact Rebecca Mitchell, ADA Liaison, at (916) 928-4785 or e-mail at [Rebecca.Mitchell@dca.ca.gov](mailto:Rebecca.Mitchell@dca.ca.gov) or send a written request to the Board's office at 1300 National Drive, Suite 150, Sacramento, CA 95834-1991. Providing your request at least five (5) business days before the meeting will help to ensure availability of the requested accommodation. Requests should be made as soon as possible, but at least five (5) working days prior to the scheduled meeting. You may also dial a voice TTY/TDD Communications Assistant at (800) 322-1700 or 7-1-1.

## If joining using the meeting link

- 1 Click on the meeting link. This can be found in the meeting notice you received.
- 2 If you have not previously used Webex on your device, your web browser may ask if you want to open Webex. Click "Open Cisco Webex Start" or "Open Webex", whichever option is presented. DO NOT click "Join from your browser", as you will not be able to participate during the meeting.



- 3 Enter your name and email address\*. Click "Join as a guest". Accept any request for permission to use your microphone and/or camera.

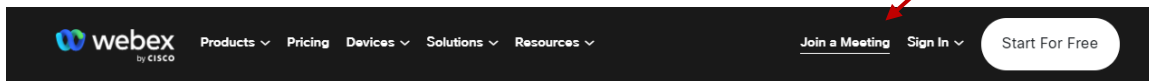


\* Members of the public are not obligated to provide their name or personal information and may provide a unique identifier such as their initials or another alternative, and a fictitious email address like in the following sample format: XXXXX@mailinator.com.

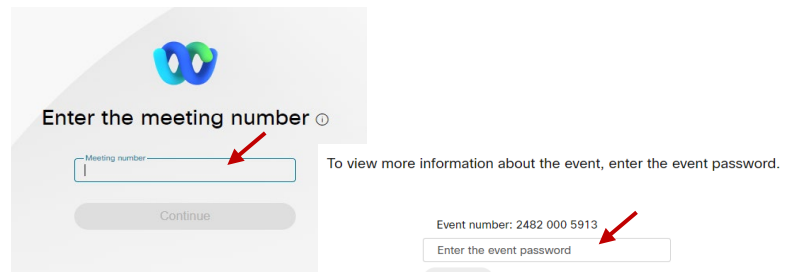
OR

## If joining from Webex.com

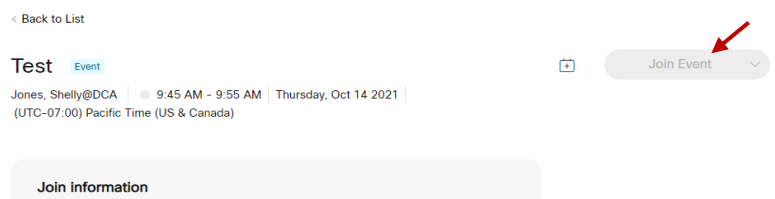
- 1 Click on "Join a Meeting" at the top of the Webex window.



- 2 Enter the meeting/event number and click "Continue". Enter the event password and click "OK". This can be found in the meeting notice you received.



- 3 The meeting information will be displayed. Click "Join Event".



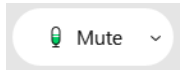
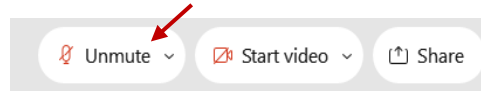
OR

## Connect via telephone\*:

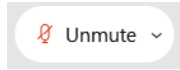
You may also join the meeting by calling in using the phone number, access code, and passcode provided in the meeting notice.

## Microphone

Microphone control (mute/unmute button) is located on the command row.

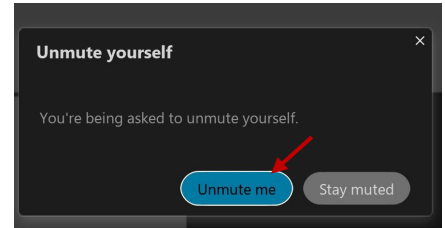


Green microphone = Unmuted: People in the meeting can hear you.



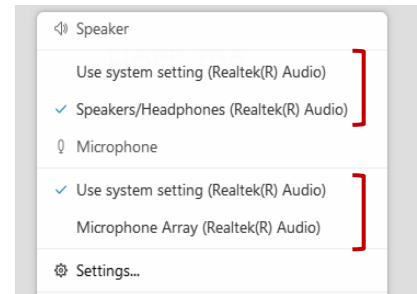
Red microphone = Muted: No one in the meeting can hear you.

*Note: Only panelists can mute/unmute their own microphones. Attendees will remain muted unless the moderator enables their microphone at which time the attendee will be provided the ability to unmute their microphone by clicking on "Unmute Me".*



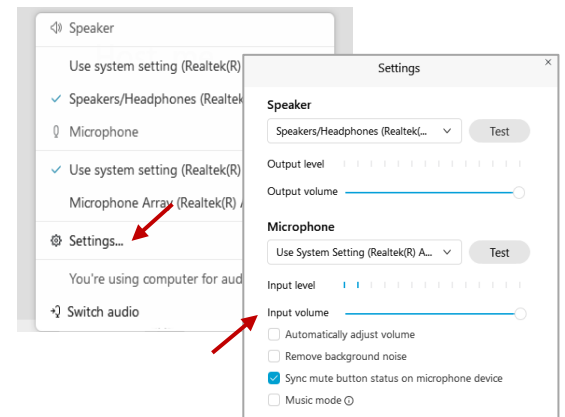
## If you cannot hear or be heard

- 1 Click on the bottom facing arrow located on the Mute/Unmute button.
- 2 From the pop-up window, select a different:
  - Microphone option if participants can't hear you.
  - Speaker option if you can't hear participants.



## If your microphone volume is too low or too high

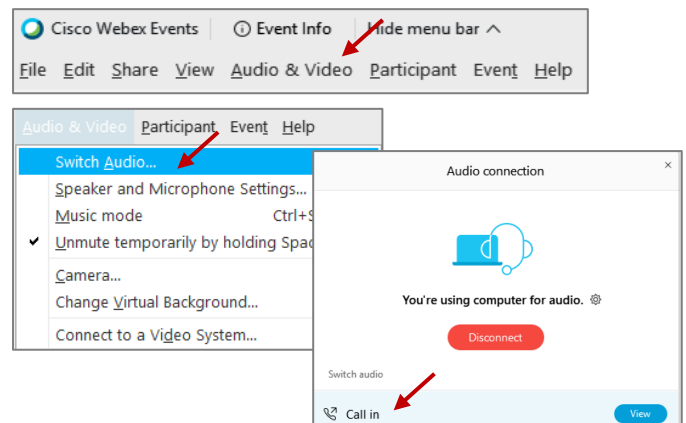
- 1 Locate the command row – click on the bottom facing arrow located on the Mute/Unmute button.
- 2 From the pop-up window:
  - Click on "Settings...":
  - Drag the "Input Volume" located under microphone settings to adjust your volume.



## Audio Connectivity Issues

If you are connected by computer or tablet and you have audio issues or no microphone/speakers, you can link your phone through Webex. Your phone will then become your audio source during the meeting.

- 1 Click on "Audio & Video" from the menu bar.
- 2 Select "Switch Audio" from the drop-down menu.
- 3 Select the "Call In" option and following the directions.



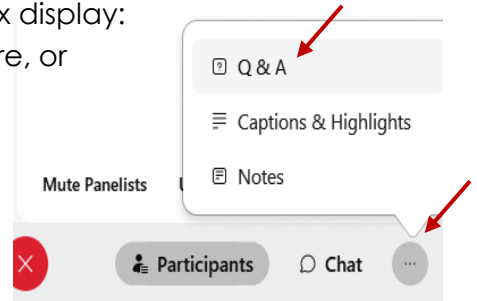

The question-and-answer (Q&A) and hand raise features are utilized for public comments.

*NOTE: This feature is not accessible to those joining the meeting via telephone.*

### Q&A Feature

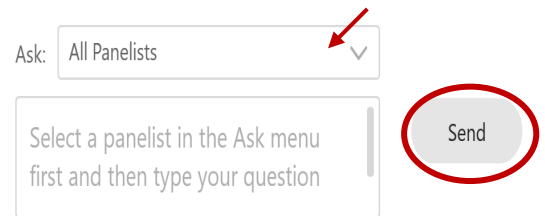
1 Access the Q&A panel at the bottom right of the Webex display:

- Click on the icon that looks like a “?” inside of a square, or
- Click on the 3 dots and select “Q&A”.



2 In the text box:

- Select “All Panelists” in the dropdown menu,
- Type your question/comment into the text box, and
- Click “Send”.



OR

### Hand Raise Feature

- 1
- Hovering over your own name.
  - Clicking the hand icon that appears next to your name.
  - Repeat this process to lower your hand.

If connected via telephone:

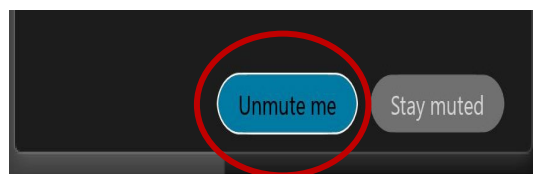
- Utilize the raise hand feature by pressing \*3 to raise your hand.
- Repeat this process to lower your hand.

### Unmuting Your Microphone



The moderator will call you by name and indicate a request has been sent to unmute your microphone. Upon hearing this prompt:

- Click the **Unmute me** button on the pop-up box that appears.

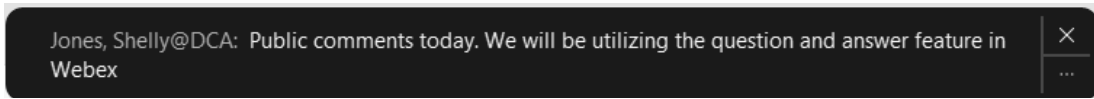


OR

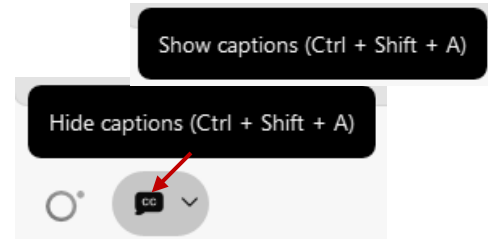
If connected via telephone:

- Press \*3 to unmute your microphone.

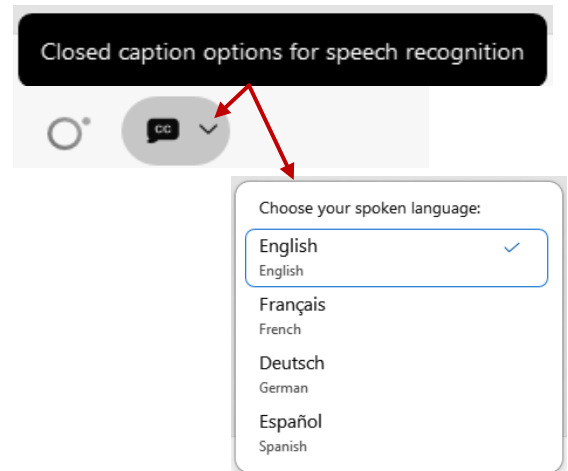
Webex provides real-time closed captioning displayed in a dialog box on your screen. The captioning box can be moved by clicking on the box and dragging it to another location on your screen.



The closed captioning can be hidden from view by clicking on the closed captioning icon. You can repeat this action to unhide the dialog box.



You can select the language to be displayed by clicking the drop-down arrow next to the closed captioning icon.



You can view the closed captioning dialog box with a light or dark background or change the font size by clicking the 3 dots on the right side of the dialog box.

